

Spring Isolator V303 - V308

All metal isolator of the double-action type, designed for loading in tension and compression. Isolation of exhaust systems, especially on ships. Isolation of various pipes (pressurised air or fluids). Protection of fragile equipment during transportation.

Selection of isolator and installation

Selection of the mount

The mount type is determined according to the weight of the suspended section. When the mounts are installed at an angle α° , use the table to estimate the load.

Choice of mounting

This series of isolators should be used for resilient stabilisation of vertical pipes. The mount is not intended to carry static loads. The isolators should be located at an angle of 90° to one another (see figure) in order to distribute the stabilising force in all directions.

Expansion compensation

The ball-joints enable a radial movement of ± 40 mm. For extra precaution, the attachment brackets should be mounted at a 35-40 mm distance between one another (observe carefully the direction of thermal expansion).

Attachment

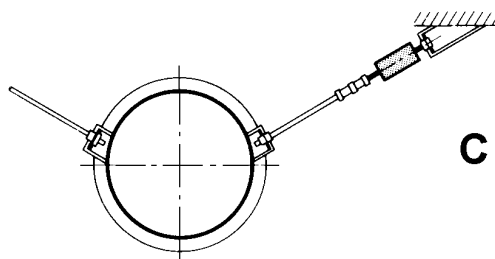
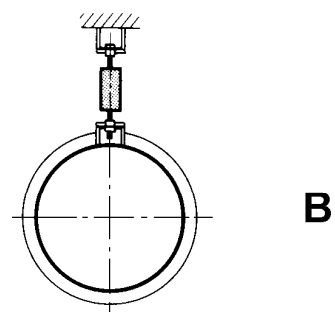
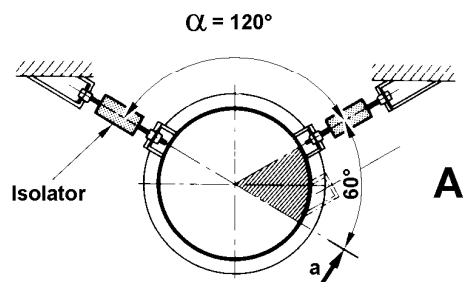
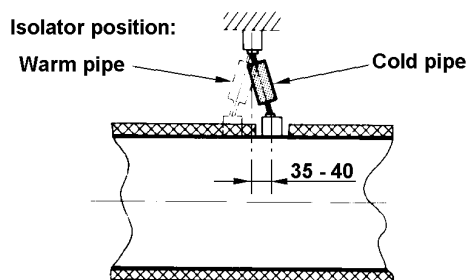
The attachment bracket requires an open slot to enable easy location of the mount.

For best result, the isolators should be located near the support mounting surface when the mounting points are not located near the manifold.

Note

For the stabilisation of vertical pipework, refer to our products V403 - V406

For the suspension of horizontal pipeworks, refer to our spring isolators **VT4524-XX** (single action telescopic mounts).



$\alpha^\circ =$	120	100	90	60
$F_d =$	R_v	$0,8R_v$	$0,7R_v$	$0,6R_v$

F_d = Isolator load
 R_v = Weight of section