REGUPOL Vibration Isolation

The REGUPOL vibration range offers a portfolio of eight product types which can be used in the wide load range between 0.002 N/mm² and 1.5 N/mm². This creates many possibilities to implement an isolation concept for projects in the field of building services and HVAC equipment, machines, pools and gyms, as well as vibration protection for buildings, especially those in close proximity to rail infrastructure.

REGUPOL vibration 400

REGUPOL vibration 400 is a vibration isolation and structure-borne sound decoupling material for the load range up to 0.10 N/mm².

Product Characteristics

REGUPOL vibration 400 is a vibration isolation and structure-borne sound decoupling material for the load range up to 0.10 N/mm².

Continuous static load
0.10 N/mm²

Peak loads (rare, short-term loads)
0.15 N/mm²

Standard forms of delivery, ex warehouse

Rolls
Thickness: 15 mm, dimpled
Length: 10,000 mm, special lengths available
Width: 1,250 mm

Sheets/Strips/Pads
On request: Die-cutting, water-jet cutting, self-adhesive versions possible

Product Applications

REGUPOL vibration 400 can be used in single or multiple layers to achieve natural frequencies down to 11 Hz, depending on load and material thickness.

- Building base isolation
- Rail track isolation
- HVAC equipment
- Machines
- Pools
- Gyms

Technical Specifications

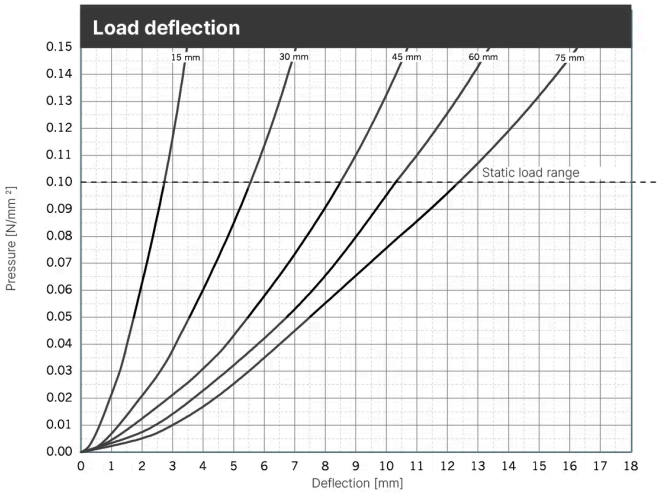

Examination of deflection in accordance to DIN EN 826 between two stiff panels. Illustration based on the third loading. Velocity of loading and unloading 20 seconds. Tested at room temperature. Dimensions of test specimens 300 x 300 mm.

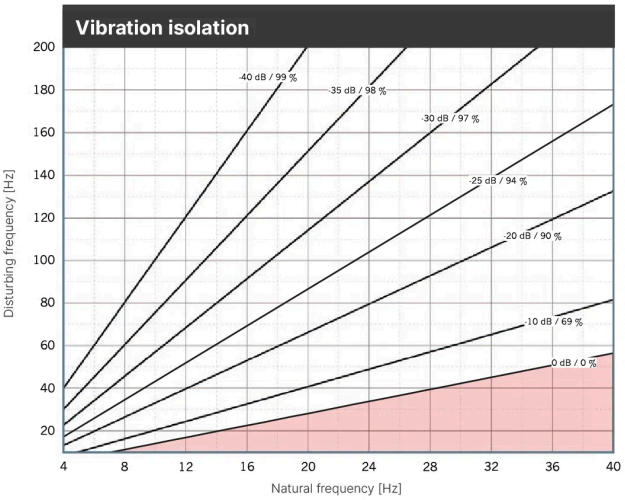

Illustration of the isolation efficiency of a single-degree-of-freedom system (SDOF system) on a rigid base with **REGUPOLvibration 400.** Parameter: power transmission (insertion loss) in dB, isolation factor in %.

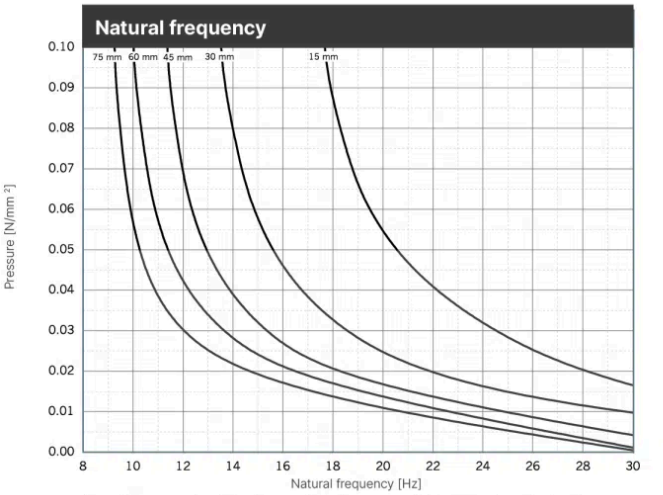

Natural frequency of a single-degree-of-freedom system (SDOF system) considering the dynamic stiffness of **REGUPOLvibration 400** on a rigid base. Dimensions of test specimens 300 x 300 mm.

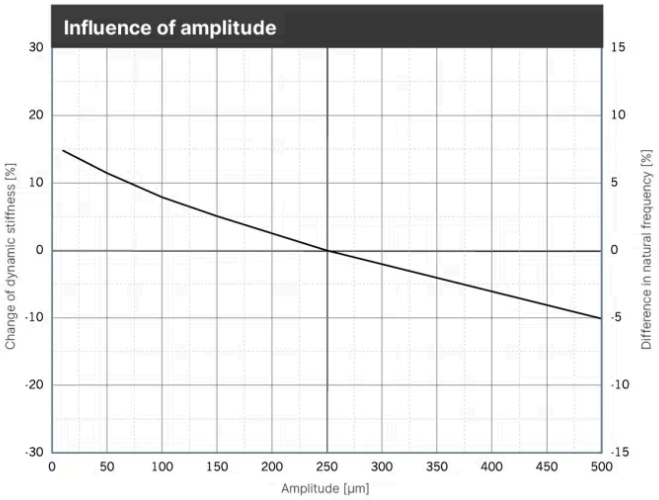

Change of the dynamic stiffness due to changes in amplitudes. Average for 5 Hz, 10 Hz and 40 Hz excitation. Sinusoidal excitation at a constant mean load of 0.10 N/mm², dimensions of the specimens 300 x 300 x 60 mm. Natural frequency of a single-degree-of-freedom system

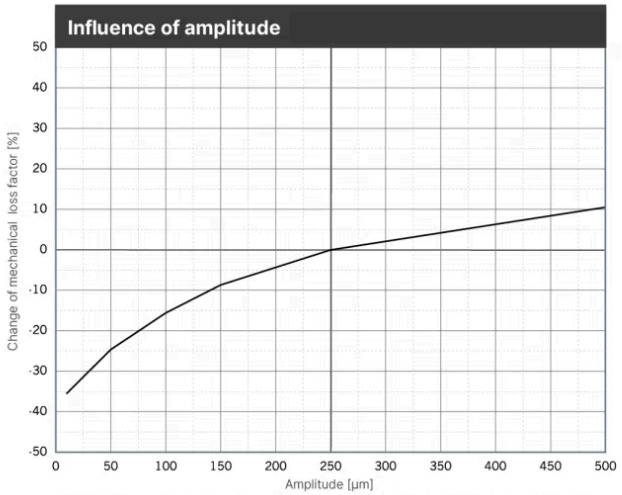

Change of the mechanical loss factor due to changes in amplitudes. Sinusoidal excitation at a constant mean load of 0.10 N/mm², dimensions of the specimens 300 x 300 x 60 mm.

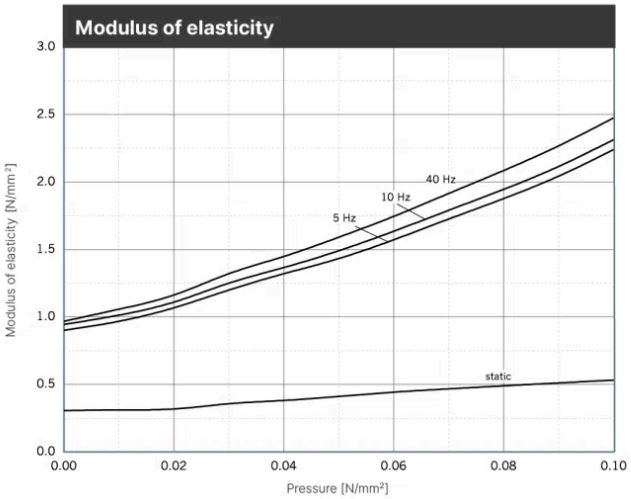

Illustration of the dynamic modulus of elasticity for sinusoidal excitation at a constant mean load and an amplitude of ± 0.25 mm. Dimensions of specimens 300 x 300 x 45 mm; static modulus of elasticity as a result of the tangent modulus of the spring characteristic. Tested in accordance with DIN 53513.

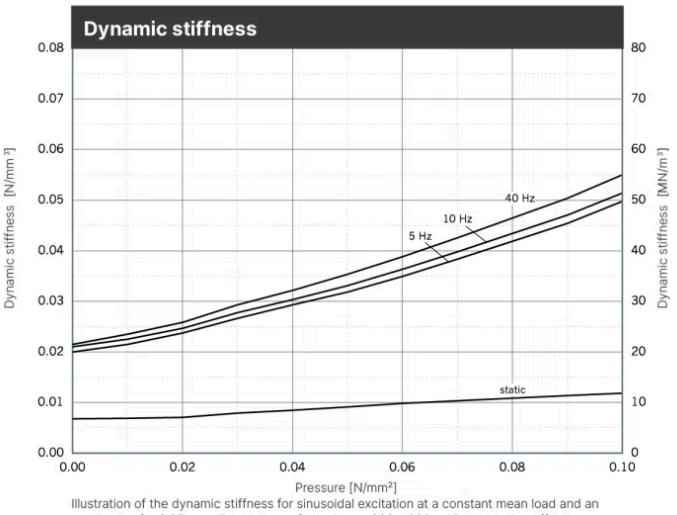

Illustration of the dynamic stiffness for sinusoidal excitation at a constant mean load and an amplitude of ± 0.25 mm. Dimensions of specimens 300 x 300 x 45 mm; static stiffness as a result of the tangent modulus of the spring characteristic. Tested in accordance with DIN 53513.

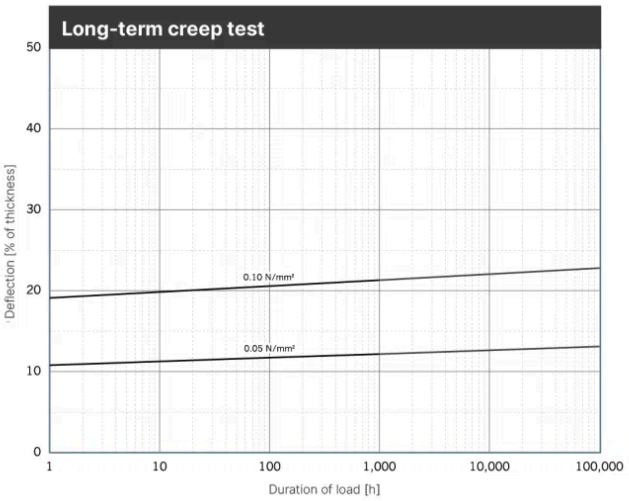

Dimensions of specimens 300 x 300 x 60 mm

REGUPOL Vibration 400 specifications

regupol-vibration-400-specifications.xlsx

REGUPOL Vibration 400

Physical property	Norm	Result	Comment
Static modulus of elasticity	Based on EN 826	0.30 - 0.55 N/mm2	Tangential modulus, see figure “modulus of elasticity”
Dynamic modulus of elasticity	Based on DIN 53513	0.9 - 2.4 N/mm2	Depending on frequency, load and thickness, see figure “dynamic stiffness“
Mechanical loss factor	DIN 53513	0.17	Load-, amplitude- and frequency-dependent
Compression set	Based on DIN EN ISO 1856	2.1 %	Measured 30 minutes after decompression with 50 % deformation / 23 °C after 72 hrs
Tensile strength	Based on DIN EN ISO 1798	0.34 N/mm2	
Elongation at break	Based on DIN EN ISO 1798	55%	
Tear resistance	Based on DIN ISO 34-1	3.2 N/mm	
Fire behaviour	DIN 4102	B2	
	DIN EN 13501-1	E	
Sliding friction	REGUPOL-laboratory	0.7	Steel (dry)
	REGUPOL-laboratory	0.8	Concrete (dry)
Compression hardness	Based on DIN EN ISO 3386-2	180 kPa	Compressive stress at 25 % deformation test specimen h = 60 mm
Rebound elasticity	Based on DIN EN ISO 8307	22%	dependent on thickness, test specimen h = 60 mm
Force reduction	DIN EN 14904	73%	dependent on thickness, test specimen h = 60 mm
Ozone resistance	DIN EN ISO 17025	Cracking stage 0	

Downloads

EPD – REGUPOL

REGUPOL Cradle to Cradle Certificate

VIBRATEC

Contact information

Sweden	Norway	Denmark	Estonia	Finland	India
+46 176207880	+47 33070750	+45 49132244	+372 56627990	+35 8402589117	+91 7755996308
info@vibratec.se	info@vibratec.no	info@vibratec.dk	info@vibratec.ee	palvelu@3di.fi	rc@vibratec.in

vibratec.org/linkedin vibratec.org/youtube vibratec.org/vimeo